



2008



--	--	--	--

.....	1
.....	2
.....	4
.....	6
.....	17
.....	24
.....	28
.....	33
.....	36
.....	37
.....	121

	Minmetals Development Co.,Ltd.
	MINLIST

	5 B	5 B
	010-68494205	010-68494267
	010-68494207	010-68494207
	cuiql@minmetals.com	sunjjs@minmetals.com

	5 B
	100044
	5 B
	100044
	www.minlist.com.cn
	minlist@minmetals.com

	www.sse.com.cn

--

()

2004 1 30
2011 12 29

		16 7
	12	

()

	2012	2011		2010	2010	
					(%)	
	149,388,449,893.61	165,826,284,181.74	162,052,661,862.08	-9.91	134,209,105,195.55	131,465,910,645.75
	-380,444,262.64	556,312,558.62	537,801,879.20	-168.39	370,151,705.90	384,795,627.99
	-650,034,142.31	16,003,316.53	16,003,316.53	-4,161.87	371,840,671.62	371,840,671.62
	4,023,844,846.03	-3,018,910,063.63	-2,905,373,133.98		1,217,400,291.46	1,127,515,411.96
	2012	2011			A × H ₂₀₁₀	

2012

2011

2010

13,579,849,178.60

2012

()
1

: :

							835,367.6	856,147.34
				(%)	(%)	%		
	13,913,749.42	13,780,064.28	0.96	-12.22	-11.70	0.58		
	835,367.80	856,147.34	-2.49	-12.32	-1.77	11.01	ö	

14.68% 14.14% 12.27%

-10.30%

10%

-14,747.85

-16.09%

21.19

2

	14,886,029.69	-9.17
	0	-100.00

()

1

		%		%	%	
	191,703.00	4.37	289,618.12	5.68	-33.81	
	410,650.48	9.37	277,078.36	5.44	48.21	
	40,679.43	0.93	34,042.17	0.67	19.50	
	957,754.23	21.84	1,460,195.92	28.65	-34.41	
	2,386.61	0.05	12,517.78	0.25	-80.93	
	1,332.00	0.03	33,391.95	0.66	-96.01	
	27,867.24	0.64	23,434.91	0.46	18.91	
	107,687.63	2.46	94,105.69	1.85	14.43	
	1,800.82	0.04				
	5,515.18	0.13	3,554.65	0.07	55.15	
	139,001.05	3.17	104,369.36	2.05	33.18	
	14,794.40	0.34	10,497.57	0.21	40.93	
	2,203.68	0.05	8,399.71	0.16	-73.76	
	193,162.85	4.41	34,329.15	0.67	462.68	

%

%

%

		70%	31,976	22,383.2	70%
				2012-11	
		100%	10,000		2012-14
		100%	18,376.38		
		100%	100%		
			100%		
				2012-16	100%
		100%			IÄ @ÁÍÔÂ@œA

		90,000.00	1,689,136.88	77,501.38	1,346.92
		90,000.00	1,110,471.21	115,763.84	-7,310.80
		3,366.24	74,785.48	29,505.22	1,633.08
		1,352.52	2,642.21	2,387.16	-7.45
		30,000.00	233,370.99	20,683.94	-5,625.23
		6,000.00	12,818.01	5,880.92	-129.26
		3,000.00	14,726.89	5,327.36	1,509.32
		493,908.33	1,469,077.88	421,293.98	-85,147.56
		28,638.00	51,714.27	11,013.56	-3,993.97
		6,490.78	42,850.67	-7,294.09	-2,480.16
		3,697.30	35,620.95	23,083.63	6,225.64
		5,000.00	9,871.61	7,506.04	-115.54

()

2013

()

1

1

2

3

2

1

2

3

3

1

2

3

()

2013

2013

2013

1,550

1

2

3

4

5

()

2013

2013

15

390

410

()

2013

2013

2013

15

2013

2
2011

2013

3

2012

4
2012

Case 1:12-cv-00001-AMC Document 1-1 Filed 01/13/12 Page 4 of 4

4

Q

2012 2012 8 30

2012 1 2

10% 3
30% 4

2011 2011 2011

2.10 1,071,910,711 10 2011

2012 6 20 225,101,249.31 2,846,079,052.27

2012 2012

2,464,400,732.33

()

()

	10	10 ()	10			(%)
2012	0	0	0	0	-380,444,262.64	0
2011	0	2.10	0	225,101,249.31	556,312,558.62	41.86
2010	0	1.50	0	160,786,606.65	370,151,705.9	41.78

()

: :

					267,408,604.59	0.18
					107,499,240.91	0.07
					106,521,507.32	0.07
					105,309,160.31	0.07
					80,598,506.81	0.06
					77,073,580.92	0.05
					62,510,798.95	0.04
					61,175,091.88	0.04
					27,650,602.48	0.02
					10,655,868.89	0.01
					9,690,227.95	0.01
					4,383,208.52	

					15,254,370.24	0.44
					12,713,510.03	0.36
					9,386,362.02	0.27
					8,876,838.65	0.25
					7,831,091.55	0.22
					6,977,780.88	0.20
					4,791,877.26	0.14
					4,267,689.15	0.12
					1,756,807.64	0.05
					1,470,069.76	0.04
					1,025,548.54	0.03
					822,293.95	0.02
					517,453.16	0.01
					448,658.00	0.01
					98,903.20	
					47,726.00	
					14,925.00	
					7,532,707.68	16.50
				/	11,335,012,763.82	

2012

10%

()

2012	10	30				
				100%		100%
				100%	18,376.38	100%
			2012	12	28	

()

					203,329,594.82	203,329,594.82
				250,272,729.02	-166,955,313.04	83,317,415.98
				54,675,079.17	22,345,312.33	77,020,391.50
				1,211,724.80	1,314,616.83	2,526,341.63
					330,000.00	330,000.00
					300,300.00	300,300.00
				236,275.74		236,275.74
				21,374.28	67,279.90	88,654.18
					25,276.75	25,276.75
					3,950.00	3,950.00

					16,000.00	-16,000.00	
					306,433,183.01	60,745,017.59	367,178,200.60

()

ã

()

ã

()

5%

=H%⁰c⁰VR⁰Y⁰1⁰0⁰

0 1 T8Tc 2 Tr T07381853j/T0- 0923.8()Tj3B70 1 /C207870 1 /C209E0

()

		(%)							(%)
1									
2									
3									
	1,071,910,711	100						1,071,910,711	100
1	1,071,910,711	100						1,071,910,711	100
2									
3									


300	1,906,973	1,906,973
90	1,902,325	1,902,325
	1,764,873	1,764,873
300	1,452,100	1,452,100

()

	2010 12 16
	71782846-2
	29,069,242,900

	2001	7	19	
	10000093X			
				10,108,928,000
	2012			
			2012	9
			2,330	
		2012	9	2,395
			2012	9
				42
	1			44.54% 2
		June Glory International Limited		62.05% 3
			47.44% 4	
				53.08% 5
				44.49%
	6			
	35.28%	7		
				41.36%

2



			60	2012 24	4	2015 24	4	25,012	25,012	0		0
			75	2012 24	4	2015 24	4	0	0	0		0
			49	2012 24	4	2015 24	4	20,000	20,000	0		0
			50	2009 24	4	2012 24	4	0	0	0		5
			50	2012 24	4	2015 24	4	0	0	0		20
			55	2012 24	4	2015 24	4	0	0	0		15
			53	2012 24	4	2015 24	4	4,000	4,000	0		0
			39	2012 24	4	2015 24	4	2,600	2,600	0		82.16
			49	2012 24	4	2015 24	4	0	0	0		0
			41	2012 24	4	2015 24	4	0	0	0		0
			55	2012 24	4	2015 24	4	0	0	0		0
			55	2012 24	4	2015 24	4	13,182	13,182	0		0


55 2012 42015 4
 24

2012

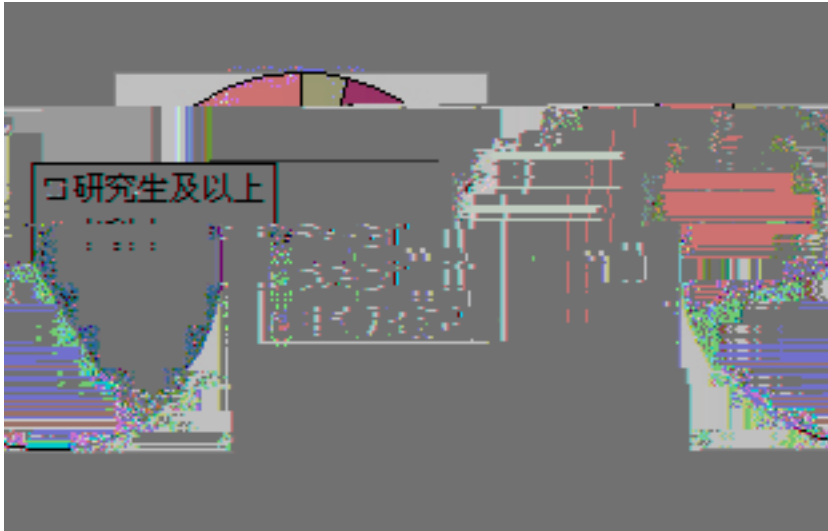
3,725

2

()



()



2012

1

2012 8 30

2

10% 3
30% 4

2012

X i l Å £ á ' - ² ä - K € ^ l 7 | c g P

2011	2012 4 24	2011 2011 <2011 > < > 2012 2011	2011 2011 2011	www.sse.com.cn www.minlist.com.cn	2012 4 25
2012	2012 8 30	< >		www.sse.com.cn www.minlist.com.cn	2012 8 31

()

		6	3	3	3	0		0

(

2012 12 31

2012

2012

www.sse.com.cn

2012 12 31

:

: :

	()	1,917,029,996.28	2,896,181,247.28
	()	2,494,866,113.66	2,694,862,411.49
	()	4,106,504,763.41	2,770,783,609.50
	()	10,780,899,864.43	12,767,986,015.16
	()	406,794,333.13	340,421,688.20
	()	9,577,542,288.18	14,601,959,187.44

()

()

--	--	--	--

		14,541,610,201.73	14,775,053,191.79
		43,849,113,622.26	50,972,425,111.63
	()	7,360,440,026.82	8,419,758,394.89
	()	9,914,880,184.14	10,311,180,960.54
	()	5,867,434,608.01	5,571,759,155.61
	()	5,005,955,176.22	6,655,845,146.45
	()	297,146,327.37	387,146,061.58
	()	147,944,000.79	104,975,674.61
	()	22,036,771.57	83,997,141.04
	()	41,797,817.07	40,274,535.96
	()	495,902,343.43	535,228,403.39
	()	1,931,628,480.00	343,291,520.00
		31,085,165,735.42	32,453,456,994.07
	()	1,935,280,250.00	6,306,147,777.43
	()	3,980,468.27	4,043,948.27(

		8,259,654,892.06	9,259,562,623.06
		2,494,620,771.94	2,795,405,090.35
		10,754,275,664.00	12,054,967,713.41
		43,849,113,622.26	50,972,425,111.63

2012 12 31

:

: :

		9,629,741,198.60	12,489,988,234.59
		91,907,175.86	114,766,835.58
		85,711,364.44	115,102,054.51
		247,446,298.45	2,774,210,647.62
		63,480.00	291,520.00
		425,128,318.75	3,004,371,057.71
		160,280,250.00	173,274,750.00
			63,480.00
		3,221,815.25	80,979,879.62
		163,502,065.25	254,318,109.62
		588,630,384.00	3,258,689,167.33
		1,071,910,711.00	1,071,910,711.00
		4,477,179,710.90	4,721,622,474.99
		740,346,233.86	712,410,657.79
		2,751,674,158.84	2,725,355,223.48
		9,041,110,814.60	9,231,299,067.26
		9,629,741,198.60	12,489,988,234.59

2012 1—12

: :

		149,388,449,893.61	165,826,284,181.74
	()	149,388,449,893.61	165,826,284,181.74

: :

		147,692,961,414.03	162,590,579,765.39
		139,975,146,406.73	161,783,633,656.53
		1,037,772,967.91	1,005,872,804.99
		970,180,728.56	1,182,888,419.35
	()	1,686,016,464.80	1,637,094,948.15
		143,669,116,568.00	165,609,489,829.02
	()	4,023,844,846.03	-3,018,910,063.63

		1,675,735,055.94	2,896,181,247.28
--	--	------------------	------------------

2012 1—12

: :

		3,323,047,504.12	1,751,248,838.97
		3,323,047,504.12	1,751,248,838.97
		150,059,172.95	64,224,740.00
		98,531,542.13	4,012,854.11
		3,122,160,271.47	3,410,325,806.43
		3,370,750,986.55	3,478,563,400.54
	()	-47,703,482.43	-1,727,314,561.57
		265,613,841.86	177,625,000.00
		95,182,968.70	722,157,979.22
		2,298.00	
			894,593,900.00
		360,799,108.56	1,794,376,879.22
		1,048,060.00	1,762,553.11
		155,000,000.00	60,000,000.00
		156,048,060.00	61,762,553.11
		204,751,048.56	1,732,614,326.11
			1,950,000,000.00
			1,950,000,000.00
		12,625,800.00	1,956,442,600.00
		273,599,098.18	331,471,346.75
		291,520.00	404,320.00
		286,516,418.18	2,288,318,266.75

		-286,516,418.18	-338,318,266.75
		-109,056.39	
		-129,577,908.44	-333,018,502.21
		280,340,296.24	613,358,798.45
		150,762,387.80	280,340,296.24

--	--	--	--

2								
3		315,772,417.86					4,608,229.15	320,380,647.01
				105,777,666.36	-275,248,049.27		-9,703,407.26	-179,173,790.17
1				105,777,666.36	-105,777,666.36			

	1,071,910,711.00	4,721,622,474.99	712,410,657.79	2,725,355,223.48	9,231,299,067.26
	1,071,910,711.00	4,721,622,474.99	712,410,657.79	2,725,355,223.48	9,231,299,067.26
		-244,442,764.09	27,935,576.07	26,318,935.36	-190,188,252.66
				279,355,760.74	279,355,760.74
		-233,274,193.17			-233,274,193.17
		-233,274,193.17		279,355,760.74	46,081,567.57
		-11,168,570.92			-11,168,570.92
1					
2					
3		-11,168,570.92			-11,168,570.92
			27,935,576.07	-253,036,825.38	-225,101,249.31
1			27,935,576.07	-27,935,576.07	
2.					
3				-225,101,249.31	-225,101,249.31
4					
1					
2					
3					
4					
1					
2					
	1,071,910,711.00	4,477,179,710.90	740,346,233.86	2,751,674,158.84	9,041,110,814.60

2					
	1,071,910,711.00	4,721,622,474.99	712,410,657.79	2,725,355,223.48	9,231,299,067.26

2

()

1

2

‡ ¶

3

4

--

5

1
2
4 d1€,F

5

6

-

--	--

2

4

5

(1)

(2)

()

1

2

3

()

		%	%
	18-20	3	4.85-5.39

()

1

)

(

2

	5	3 5	19.00-19.40
--	---	-----	-------------

3

4

1

2

3

4

5

5

() :
1

1

2

3

2

3

ÈERÄ•ÓY 5Â ð7 šR`0-p

()

()

		%\$	
		' &	
		' -)	
		&- &\$	

()

1

2

3

2

1

2

3

()

()

1

()

/

()

1

2

()

2

1

3

2
1

2

3
3
1

2

()
1

2

()
1

2

()

		0% 4% 6% 11% 13% 17%
		3% 5% 20%
		1% 7%
		25%
	70% 80%	1.2% 12%
		1% 2% 3%

()

[2012]13 2012 1 1 2014 12 31
50%

()

	1				
	1		1,797,444,239.04	-11,065,065.31	26,246,765.39
	1		1,908,504,307.22	10,603,258.43	-466,108,050.51

12 28 9,500.00 2012 12 26 27 170,818,150.09 55.6% 2012 12 28

()

		26,215,000.00
18,008,215.43	7,817,783.69	389,000.88

”

”

” 99.9906%

2012 4 30 2,621.50 2012 7 18 7,817,783.69 26,215,000.00 389,000.88

()

	/	/	2,029,877.63	/	/	2,848,385.08
	/	/	2,015,281.98	/	/	2,824,832.95
	2,269.65	6.2855	14,265.89	3,666.65	6.3009	23,103.19
				55.00	8.1625	448.94
	1,600.00	0.2061	329.76			
	/	/	1,438,728,923.11	/	/	2,506,999,795.14

	/	/	1,395,109,365.62	/	/	2,464,768,543.64
	6,877,917.21	6.2855	43,231,148.62	6,505,218.92	6.3009	40,988,733.89
	111,768.09	0.8108	90,621.57	255,172.29	0.8107	206,868.18
	35,802.07	8.3176	297,787.30	126,878.95	8.1625	1,035,649.43
	/	/	476,271,195.54	/	/	386,333,067.06
	/	/	476,271,195.54	/	/	311,630,264.68
				11,855,893.98	6.3009	74,702,802.38
	/	/	1,917,029,996.28	/	/	2,896,181,247.28

1

()
1

		(%)		(%)		(%)		(%)
	179,993,957.90	3.55	51,473,233.30	28.60	226,408,761.83	6.06	213,540,352.14	94.32
4,878,066,788.44	96.31	902,935,912.63	18.51	3,500,937,220.20	93.76	746,772,671.23	21.33	
4,878,066,788.44	96.31	902,935,912.63	18.51	3,500,937,220.20	93.76	746,772,671.23	21.33	
7,115,302.94	0.14	4,262,139.94	59.90	6,791,209.04	0.18	3,040,558.20	44.77	
5,065,176,049.28	/	958,671,285.87	/	3,734,137,191.07	/	963,353,581.57	/	

			(%)	
2	110,166,573.89	47,804,959.46	43.39	
1	66,827,384.01	668,273.84	1.00	
1	3,000,000.00	3,000,000.00	100.00	
	179,993,957.90	51,473,233.30	/	/

			(%)	

3	5,857,995.25	3,004,832.25	51.29	
2	1,257,307.69	1,257,307.69	100.00	
	7,115,302.94	4,262,139.94	/	/

2

			2,826,340.13	2,541,260.64	2,371,332.40
	/	/	2,826,340.13	/	/

3

3		965,340.37		
	/	965,340.37	/	/

4

5%(5%)

1

5

	566,732,087.56	50.79	404,582,006.66	71.39	401,725,496.70	38.19	313,515,922.97	78.04
	566,732,087.56	50.79	404,582,006.66	71.39	401,725,496.70	38.19	313,515,922.97	78.04
					194,862.49	0.02		
	1,115,876,650.65	/	709,082,317.52	/	1,051,881,927.54	/	711,460,239.34	/

			(%)	
	543,644,563.09	299,000,310.86	55.00	
	5,500,000.00	5,500,000.00	100.00	
	549,144,563.09	304,500,310.86	/	/

2009 7
 1.5 225
 2012 12 31
 33,552.00 20,792.45
 12,759.55
 5,078.75
 1,406.77 1
 16,283.71

		(%)			(%)	
1						
1-6	96,616,970.43	8.66	966,169.67	80,083,551.26	7.61	800,835.96
7-12	60,148,413.96	5.39	3,007,420.72	4,422,020.87	0.42	221,101.05
1	156,765,384.39	14.05	3,973,590.39	84,505,572.13	8.03	1,021,937.01
1 2	11,682,464.19	1.05	3,504,739.27	3,536,170.57	0.34	1,060,851.19
2 3	2,361,123.99	0.21	1,180,562.01	4,501,238.46	0.43	2,250,619.23
3	395,923,114.99	35.48	395,923,114.99	309,182,515.54	29.39	309,182,515.54

2

1			107,511,745.76	17,500,000.00	14,000,000.00

406,947,570.22

3

			0.04
			0.11
			0.67

()

	8,207,456.08	700,387.98
	15,658,605.36	123,426,245.79
		1,051,127.00

	20	20	10,514,046.63	6,100.00	10,507,946.63		507,946.63
--	----	----	---------------	----------	---------------	--	------------

5%

() :

1

	565,924.63		565,924.63	
	139,580,665.90	3,928,917.97	7,030,677.20	136,478,906.67
	95,437,233.00	48,000,000.00	575,000.00	142,862,233.00
	235,583,823.53	51,928,917.97	8,171,601.83	279,341,139.67
	1,234,674.63		565,924.63	668,750.00
	234,349,148.90	51,928,917.97	7,605,677.20	278,672,389.67

2

		60,000,000.00		60,000,000.00		10	10
	17,440,000.00	17,440,000.00	48,000,000.00	65,440,000.00		15.73	15.73
	7,457,930.00	7,457,930.00		7,457,930.00		10	10
	1,500,000.00	1,500,000.00		1,500,000.00		0.56	0.56
	1,000,000.00	6,095,553.00					

	2,000,000.00	2,558,017.02	721,223.88	2,923,582.81		355,658.09	40	40
	3,000,000.00		156,085.29	156,085.29			30	30
	331,164.00	692,526.75	191,242.76	829,232.49		54,537.02	20	20

				m2		
		8,240,000.00	4,106,624.33	1,328.80		

() :
1

	14,291,341,963.52	343,446,675.94		16,313,134.41	14,618,475,505.05
	3,049,270,903.57	217,559,729.68	153,663,258.38	1,627,690.99	3,418,866,200.64
	10,632,737,933.82	64,005,577.44	-128,173,311.27	570,033.26	10,568,000,166.73
	261,640,583.20	26,871,450.00		6,940,328.54	281,571,704.66
	347,692,542.93	35,009,918.82	-25,489,947.11	7,175,081.62	350,037,433.02
	3,044,430,560.23	387,251.38	841,925,773.35	13,665,195.52	3,873,078,389.44
	658,015,105.10		118,108,475.19	436,509.98	775,687,070.31
	2,037,217,632.04		675,276,423.39	320,394.35	2,712,173,661.08
	112,133,041.69	143,752.29	24,359,636.77	6,127,037.01	130,509,393.74
	237,064,781.40	243,499.09	24,181,238.00	6,781,254.18	254,708,264.31
	11,246,911,403.29	/		/	10,745,397,115.61
	2,391,255,798.47	/		/	2,643,179,130.33
	8,595,520,301.78	/		/	7,855,826,505.65
	149,507,541.51	/		/	151,062,310.92
	110,627,761.53	/		/	95,329,168.71
	23,814,265.09	/		/	23,814,265.09
	3,296,203.18	/		/	3,296,203.18
	1,133,054.70	/		/	1,133,054.70
	19,385,007.21	/		/	19,385,007.21
		/		/	
	11,223,097,138.20	/		/	10,721,582,850.52
	2,387,959,595.29	/		/	2,639,882,927.15
	8,594,387,247.08	/		/	7,854,693,450.95
	130,122,534.30	/		/	131,677,303.71
	110,627,761.53	/		/	95,329,168.71

841,925,773.35

160,122,681.21

2

Ů ž @q"261,f ()T3.00

3

	54,856,185.44
	463,592.30

4

				m2	
		1,487,852,553.94	1,398,249,347.22	230,000.00	
		403,132,289.26	190,565,217.17	102,211.00	

()

1

	994,086,568.75	52,410,853.73	1,418,764.57	1,045,078,657.91
1	988,010,555.01	48,971,609.00	1,418,764.57	1,035,563,399.44
2	6,056,113.74	540,544.73		6,596,658.47
3		2,898,700.00		2,898,700.00
4	19,900.00			19,900.00
	88,692,320.09	23,412,000.15	157,640.50	111,946,679.74
1	85,606,527.90	20,758,774.00	157,640.50	106,207,661.40

	27,892,639.99	4,819,230.35	7,082,015.47	25,629,854.87
	1,271,035.21		55,046.88	1,215,988.33
	95,999.79	942,000.00	71,250.04	966,749.75
	3,241,417.56	2,841,160.69	2,405,066.60	3,677,511.65
		23,902,338.73	7,178,450.27	16,723,888.46
	2,535,913.49	5,888,888.89	1,866,500.05	6,558,302.33
	509,478.59	96,666.64	226,681.25	379,463.98
	.63	38,490,285.30	18,885,010.56	55,151,759.37

1

(1)

	371,021,217.88	564,316,033.29
	955,949,523.68	389,212,688.96
	53,446,976.01	79,412,117.25
	5,140,531.05	7,662,287.61
	1,154,928.68	464,776.18
	3,297,333.42	2,625,694.45
	1,390,010,510.72	1,043,693,597.74
	3,221,815.25	80,979,879.62
	3,221,815.25	80,979,879.62

(2)

		7,516,018.76	11,176,073.90
		400,401,751.14	420,507,733.61

2012

	1,484,084,871.22
--	------------------

	282,521,653.56	135,040,661.34
	30,000,000.00	30,000,000.00
	6,892,192,386.13	7,944,677,005.98
	155,725,987.13	310,040,727.57
	7,360,440,026.82	8,419,758,394.89

2

3

4

()

()

1

1	4,401,683,919.24	6,218,850,126.26
1-2	299,926,084.02	117,215,821.57
2-3	20,034,073.63	43,692,677.75
3	284,311,099.33	276,086,520.87
	5,005,955,176.22	6,655,845,146.45

2

5%(5%)

2

3

1

	194,539,387.78		
WINSWAY RESOURCES HOLDINGS PRIVATE LIMITED	142,841,239.57		
	25,548,007.14		
CIA SIDERURGICA DO PARA	24,255,979.45		
gognsi	20,665,324.87		
	407,849,938.81		

()

()

	-34,740,168.62	-201,448,842.23
	33,268,524.37	26,717,580.10
	88,888,695.69	205,395,447.48
	2,675,807.21	2,535,095.15
	15,602,849.91	3,245,010.13
	10,862,084.40	1,872,697.52
	3,982,346.48	3,943,197.70
	2,229,205.54	2,184,421.76
	25,174,655.81	60,531,067.00
	147,944,000.79	104,975,674.61

()

	160,510.74	
	21,876,260.83	83,997,141.04
	22,036,771.57	83,997,141.04

()

			1
	1,693,233.41	1,382,871.57	1
	1,554,024.12	1,554,024.12	1
	8,860,704.56	7,232,268.10	1
	15,120,512.83	15,120,512.83	2
	14,569,342.15	14,984,859.34	2
	41,797,817.07	40,274,535.96	/

1

2

()

1

1	352,736,752.66	207,170,181.26
1-2	64,855,529.14	39,032,103.87
2-3	24,541,762.22	17,659,507.19
3	53,768,299.41	271,366,611.07
	495,902,343.43	535,228,403.39

2

5%(5%)

2

3

1

	13,822,354.71		
RASHTRIYA ISPAT NIGAM LIMITED	11,389,973.11		
	9,000,000.00		
	6,513,409.00		
	6,326,113.24		

(1) 1

	1,743,000,000.00	343,000,000.00
	188,565,000.00	
	1,931,565,000.00	343,000,000.00
1		0

(2) 1

	2010 11 24	2013 11 15		5.985
	2010 11 23	2013 11 15		5.985
	2010 11 24	2013 11 15		5.535
	2010 11 26	2013 11 26		2.842
	2008 1 4	2013 9 21		5.526
	/	/	/	/

	2009 6 16	2019 6 16		6.55
()	2009 1 6	2015 9 21		6.345
	2009 7 24	2014 7 24		5.04
	/	/	/	/

		500,000,000.00		500,000,000.00
		300,000,000.00		300,000,000.00
		222,000,000.00		222,000,000.00

1 3 5 12				2,381,583.29
2012 12 31				
1				2012
[2011]328	2011	600		
2				
	[2012]140			82.95
()				

+ -

	52,001,736.96	16,075,664.53	43,816,978.60	15,475,698.29
	472,424,773.55	265,025,267.35	460,143,986.68	267,560,733.00
	1,654,915.36	936,423.20		
	2,988,073,996.62	2,841,968,711.62	7,482,801,872.89	7,359,225,968.70
	148,860,296,949.39	147,428,821,496.15	165,602,438,678.99	162,073,775,829.62

3

--	--	--

	23,974,248.13	12,223,483.98	3%
	14,033,060.30	5,149,864.98	1% 2%
	84,685,325.11	293,841,195.34	
	8,937,456.58	7,287,887.88	
	244,418,858.08	412,178,237.64	/

()

	2,535,000.30	3,426,311.68
	98,991,218.07	60,715,817.22
	16,398,285.23	10,715,035.58
	156,466,175.06	193,384,786.15
	29,949,734.01	26,751,290.47
	742,700.25	618,613.67
	4,716,881.71	7,228,711.15
	1,699,943.38	2,783,177.36
	21,530,414.33	17,853,388.21
	60,064,591.75	141,624,288.74
	1,013.21	2,358.70
	418,174.66	268,279.89
	25,599.45	15,764.25
	41,454,316.89	71,218,677.62
	434,994,048.30	536,606,500.69

(**████████████████████**)

	124,486,486.16	128,094,745.21
		4,492,112.35
		3,818,129.34
	1,369,275,188.72	1,642,698,190.87

(

	156,085.29	-154,436.64	
	-129,610.62	-593,199.35	
	101,589.33		
	46,165.27		
	-262,478.73	-4,746.04	
	3,928,917.97	3,487,980.52	/

4

()

	-10,087,706.26	-298,647,167.84
	118,892,774.67	875,946,916.05
		19,385,007.21
	108,805,068.41	596,684,755.42

()

1

	1,489,754.58	50,086,781.32	1,489,754.58
	710,199.53	34,072,157.37	710,199.53
	779,555.05	16,014,623.95	779,555.05
	54,456,209.12	37,095,252.59	52,831,009.12
	3,383,890.34	782,656.24	3,383,890.34
	52,476,548.90	20,468,066.68	52,405,777.20
	8,687,141.72	10,892,390.05	8,637,141.72
	28,780,385.21	6,258,019.06	28,346,906.07
	149,273,929.87	125,583,165.94	147,094,479.03

2

	1,247,053.77	18,998,493.82	1,235,481.06
		239,436.91	
	572,000.00	1,139,378.00	572,000.00
	355,411.97	969,609.03	355,388.52

	11	12	12
	$12=4+5+6 \times 7$ $\div 11-8 \times 9 \div$ 11-10	1,071,910,711.00	1,071,910,711.00
	13		
	14=1÷12	-0.3549	0.5190
	15=3÷12	-0.6064	0.0149
	16		
	17		
	18		
	19		
	$20=[1+(16-18)$ $\times(100\%-17)]$ $\div(12+19)$	-0.3549	0.5190
	$21=[3+(16-18)$ $\times(100\%-17)]$ $\div(12+19)$	-0.6064	0.0149

1

$$=P0 \div S$$

$$S=S0 \quad S1 \quad Si \times Mi \div M0 - Sj \times Mj \div M0 - Sk$$

P0

S

2		
		-12,554,877.77
		12,554,877.77
	-233,274,193.17	-93,511,114.73

()
1

	239,134,230.11
	127,165,820.59
	4,656,610.26
	55,857,716.36
	48,794,625.83
	475,609,003.15

2

	580,315,237.95
--	----------------

	291,520.00
	607,293.92
	898,813.92

()

1

1		

11,070,215.72

						(%)	(%)	
					200,000	20	20	70041866-X
					75,000,000	25	25	79266963-3
					25,000,000	26.2	26.2	61027034-X
					10,000,000	30	30	78122450-8

	607246664	
	733148299	
	797691477	
	676899343	

			1,410,409,922.06	1.02	3,660,565,147.84	2.30
			1,301,352,569.38	0.95		
			1,110,682,820.59	0.81	272,045,472.38	0.17
			803,973,722.63	0.58	1,014,570,420.61	0.64

				%		%
			481,956,674.56	0.33	18,327,833.33	0.01

					2,124,443.64	
					154,493.98	
					58,984.62	
			58,331,746.58	1.67	22,371,656.94	0.59
			15,254,370.24	0.44	28,132,222.75	0.74

			2012 1 1	2012 12 31	11,426,762.20

3

			3,996,000 /	3,996,000.00

4

			21,141.66	
			24,350.43	
			8,236.59	
			497,990.56	
			387,100.00	
			962,980.16	
			1,901,799.40	

1
12 31
11,000.00

2
12 31
3

3
2012 12 31

4
12 31

5
2012 12 31

6
112.68

7
10,000.00
60.73

8
12 31

5

2012 370 2012

3,363.56 23,541.88

5,541.88

3,000.00

4,000.00

3,874.06

1,310.41

79,228.47

387,100.00

962,980.16

H H z y ðè...tbVCPřĩ°)-y '•8 , ù W W•fp'aF0 —• œ° ð ~@`e x@sb•Đ

2012

	100%						
				170,818,150.09	100.00		

2012 8 31
-12,945,649.91
170,818,150.09

183,763,800.00

(

		137,831.44			
		47,674.80			
				13,395,514.71	
				1,061,658.51	
		53,062,520.15		96,152,483.09	
		10,738,211.08			
		800,000.00			
		11,538,211.08			
		186,035,107.45	4,376,396.36	270,001,256.81	2,125,581.20

2

:

		516,265,760.39	121,666,124.25
		226,626,204.17	967,853,005.04
		212,010,352.43	Bü

		4,132,970.24	906,397.78
		2,466,809.57	3,147,540.46
		1,599,498.53	1,076,616.00
		1,430,334.31	172,387.96
		554,991.03	104,903.75
		465,311.99	
		441,495.77	23,690,784.97
		254,789.38	278,755.29
		202,645.54	403,966.82
		192,250.00	
		109,631.35	109,631.35
		10,688.41	
		5,353.48	
			181,087.87
			17,750.00
			10,619.90
			22,149,979.52
			5,020.15
			110,937.00
			4,752,000.00
		189,430,571.74	86,273,177.17
		15,120,512.83	15,120,512.83
		14,569,342.15	14,984,859.34
		1,693,233.41	1,382,871.57
		31,383,088.39	31,488,243.74
		3,980,468.27	3,980,468.27
		12,179,050.00	
		1,816,265,966.28	2,692,924,271.67

3

			%		%
		610,638,820.82	31.85	708,309,852.06	31.97
		73,974.62		510,705.66	0.02
		610,712,795.44	31.85	708,820,557.72	31.99

1

1 2010 9

520 76.13 2012 12 31

2 2012

167,921.14

58,918.89

30,970.32

120,210.05

2012 12 31

3,282.84

3 2013 1 7

5,638.14

117.45

2

2012 12 31

3

2012 12 31

() 12 31 ã

2012 12 31

2013 3 29 2013

(2012 12 31 ã

1 2012 12 31

		:	:
—	54,856,185.44		57,996,195.17
	85,675,363.37		85,675,363.37

		(%)		(%)		(%)		(%)
	3,877,453,679.28	99.46			6,457,047,105.80	99.68		
	20,964,724.38	0.54	20,108,795.52	95.92	20,544,307.61	0.32	19,973,205.62	97.22
	20,964,724.38	0.54	20,108,795.52	95.92	20,544,307.61	0.32	19,973,205.62	97.22
	3,898,418,403.66	/	20,108,795.52	/	6,477,591,413.41	/	19,973,205.62	/

(%)

				(%)
		2,060,000,000.00	1-6	52.84
		971,856,958.05	1-6	24.93
		529,800,000.00	1-6	13.59
		274,645,507.12	1-6	7.05
		22,050,000.00	1-6	0.57
	/	3,858,352,465.17	/	98.98

6

			(%)
		18,000,000.00	0.46
		466,972.07	0.01

	291,680,604.07	294,800,604.07		294,800,604.07	98.27	98.27	
	60,000,000.00	60,000,000.00		60,000,000.00	10	10	
	38,944,700.00	38,944,680.00		38,944,680.00	60	60	
	26,929,888.75	26,929,888.75		26,929,888.75	80	80	

	6,740,013.35	6,119,941.10
	256,046,580.86	121,737,849.96
	351,229,549.56	1,189,252,663.31

2

	53,747,610.39	621,644,510.38	
	14,456,939.01	11,800,016.37	
	14,165,642.11	10,711,088.91	
	825,004.05	943,957.83	
	207,876.75	95,107.29	
	163,137.49	552,982.01	
	99,369.54	56,547.22	
	41,543.32	417,312.77	
	66,733.36		
	3,752,605.69		
	916,493.64		
		52,619,453.35	
		1,073,697.39	
		4,073,945.33	
		12,049,419.27	
	88,442,955.35	716,038,038.12	/

()

1		
	279,355,760.74	1,023,193,003.97
	135,589.90	138,463.72
	1,661,846.05	1,326,378.43

2		
3		
	150,762,387.80	280,340,296.24
	280,340,296.24	613,358,798.45
	-129,577,908.44	-333,018,502.21

2013 3 29